


WITCHES AND WIZARDS ACTIVITIES






THIS WORKBOOK
BELONGS TO:



*all
all
all*




Coloring



witch



Coloring



vampire



Coloring



wizard

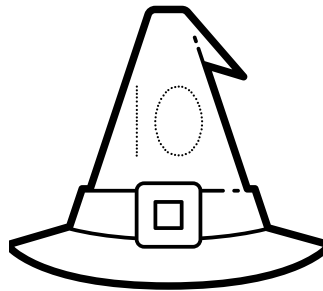
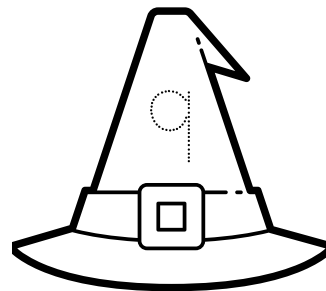
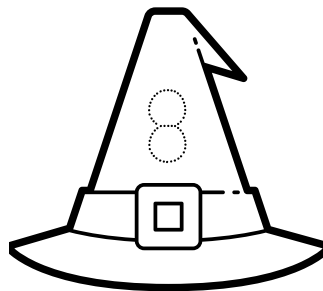
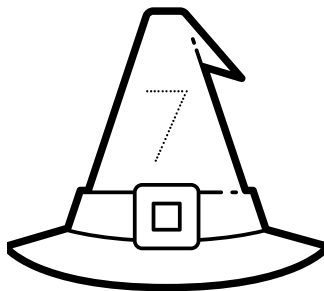
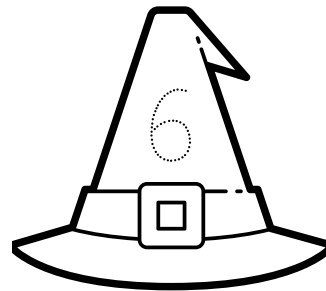

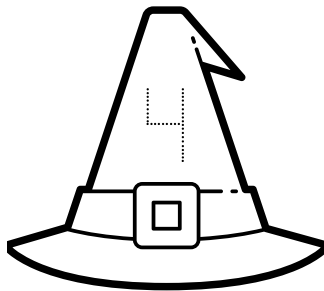
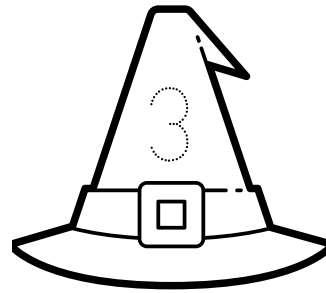

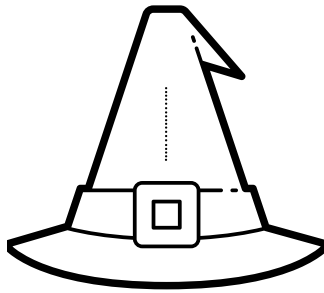


Coloring



Hat Counting

Help the witches count their hats. When finished, color the hats.



Count and Write

Count the number of each picture and write the answer inside the box.



Odd and Even

Count the number of each picture and write whether it is even or odd.



How many? _____

Even or Odd? _____




How many? _____

Even or Odd? _____



How many? _____

Even or Odd? _____



How many? _____

Even or Odd? _____



How many? _____

Even or Odd? _____




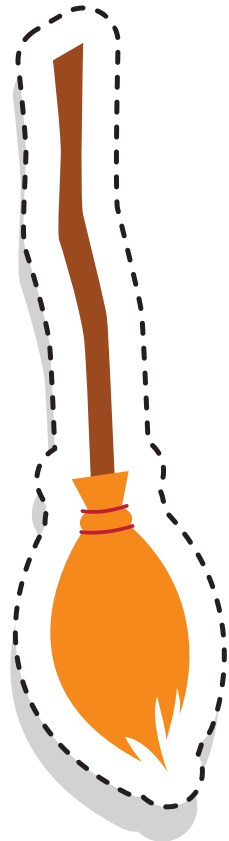
How many? _____

Even or Odd? _____



Scissor Practice


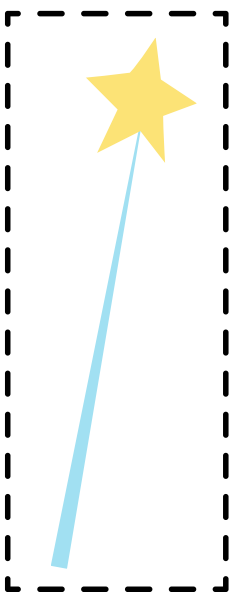
Cut out the pictures, decorate your house and tell your own fantasy story.





Scissor Practice

Cut out the pictures, decorate your house and tell your own fantasy story.





Scissor Practice

Carefully practice your scissor skills cutting from the bottom to the pumpkins.

The practice area contains four columns, each starting with a pumpkin illustration at the top. From the bottom of each pumpkin, a dashed line extends downwards. The first and third columns feature a zigzag dashed line pattern. The second and fourth columns feature a straight vertical dashed line pattern. The dashed lines end at the bottom edge of the page.



Magic Things



Circle the purple crystal ball.



Circle the green witch's broomstick.



Box the old witch.



Box the cauldron with a cat.



Circle the wizard's hat.



Circle the diamond shape potion.



Box the magic stick.



Box the owl.





Magic Things


Circle all the things that doesn't belong to the wizard's room.






Magic Things




Sort the following things below whether it is for a wizard or a witch



wizard's things







witch's things



Shadow Matching

Draw a line between each picture and its shadow.




Finish the Sentences

Complete each sentence using the picture as a clue.

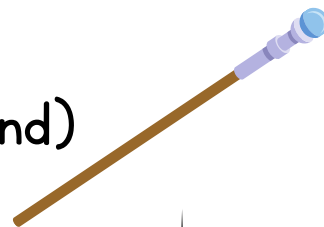
1. I see the _ _ _ . (cat, hat)




2. I see the _ _ _ . (cat, hat)



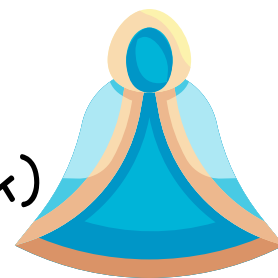
3. I see the _ _ _ _ . (wand, land)



4. I see the _ _ _ . (bed, web)



5. I see the _ _ _ _ _ . (cloak, book)



Missing Letters


Fill in the missing letters.



W _ Z _ RD



W _ TCH



SP _ DER _ EB



H _ T



P _ T _ _ N




P _ MPK _ N



_ WL



W _ ND



CL _ _ K



W _ T _ H P _ T



P _ IS _ N




CA _ _ Y





Tracing Words

Trace the words below.



potion



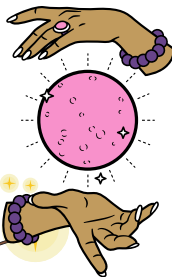
spell



cauldron



owl



magic





ABC Order

Cut out the words and glue them in the boxes in ABC order.



1

2

3

4

5

6



cat

treat

witch

pumpkin

bat


moon






Witch Hat

Design the witch hat whatever style you want.



Wizard Hat

Design the wizard hat whatever style you want.





Emotions

Create faces for each to demonstrate the emotion shown.

Happy



Sad



Angry



Surprised





Spot the Difference

Find the 7 differences in the picture and circle each.




Witches and Wizards

Circle all the witches you see in the picture.



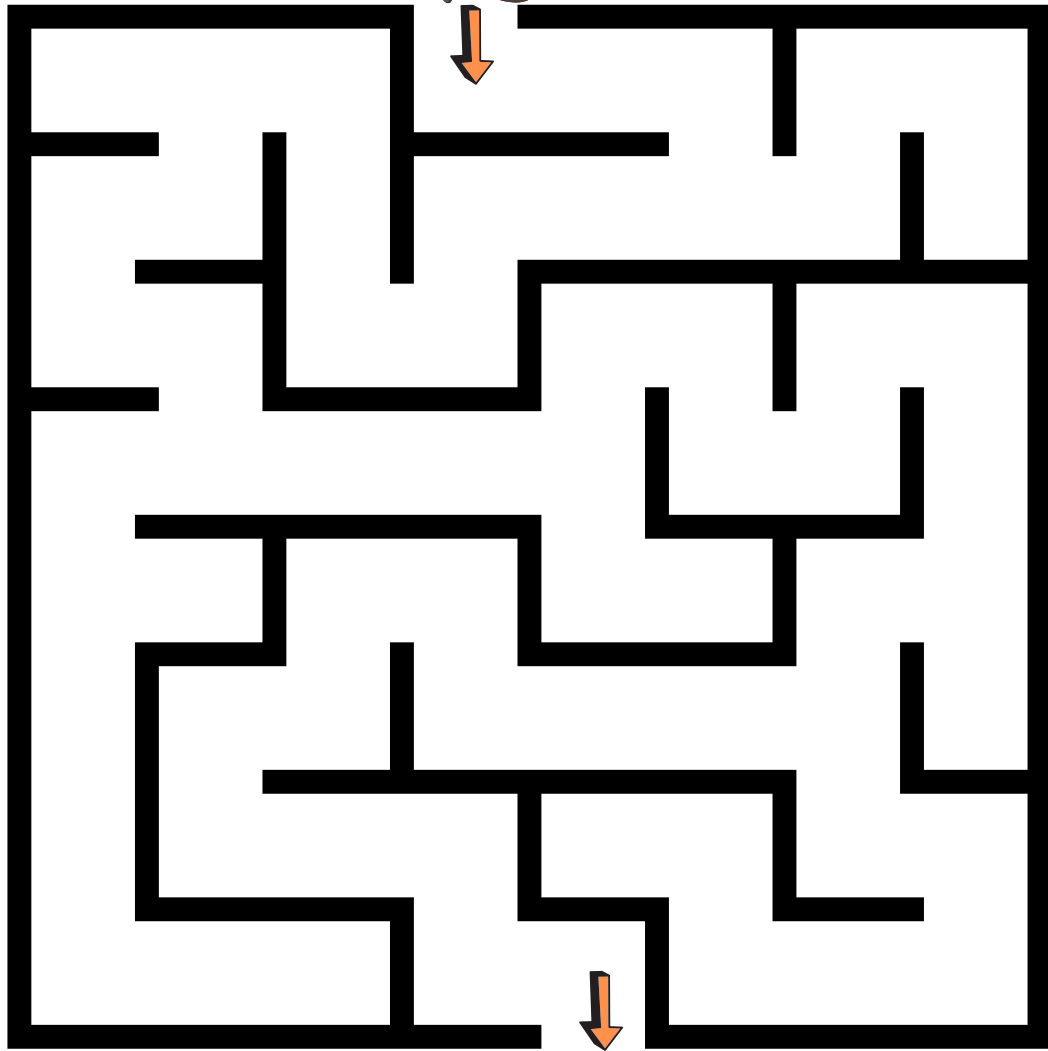
Potion Maze

Help the young witch get the potion to complete her spell.



Wizard School Maze


Help the young wizard go home to wizard school.





Spelling Jigsaw

Cut into strips to make a 7 piece pumpkin puzzle.





Spelling Jigsaw

Cut into strips to make a 7 piece pumpkin puzzle.





Small, Medium, Large

Identify whether the pictures are small, medium or large and write it inside the boxes below.

